



If any of you lacks wisdom,
let him ask God,
who gives generously to all without reproach,
and it will be given him.

James 1:5 ESV



“Walk in Wisdom”

The Walk: Lesson 1 of 4



Because Christ lived a perfect life of obedience, we too can walk in wisdom, truth, love, and faith. “Walk in Wisdom,” the first of four lessons in this series, will teach children the difference between earthly wisdom and spiritual wisdom. In addition, they will learn practical ways to incorporate wisdom into their lives through prayer, humility, obedience, and a reverent fear of God.

TARGET AGES: 10-14

OBJECTIVE: To learn the definition for spiritual wisdom and be able make wise decisions that reflect our relationships to Jesus Christ.

MAIN IDEA: There is a wise (good) decision and unwise (bad) decision for every situation. Walking in wisdom requires humility and constant reliance on God.

SCRIPTURE PASSAGES: *1 Corinthians 10:23-24, 1 Corinthians 3:18-20, James 1:5, Proverbs 11:2, Psalm 111:10, Proverbs 11:2*

MATERIAL(S): card stock paper, scissors

Introduction (10 minutes)

OPENING PRAYER: “Lord, we want to be wise according to your standards. Give us the desire and strength to walk in wisdom so others may be drawn to you. Amen.”

MATCHING GAME: “Good Idea or Bad Idea?” (See attachment folder.

Print two sets of the game cards on card stock paper. Cut out the cards, separate them into sets, and then shuffle each deck. Divide the children into two teams and have them work together to find the “good” idea and the “bad” idea that match. The team who correctly matches all twelve pairs first is the winning team (consider bringing small prizes)! This game will help children understand that there is a right (wise) decision for every wrong (unwise) decision. Briefly explain each pair and the potential consequences for the “bad” ideas.

Lesson (20 minutes)

1. Tell the class that this is the first lesson of the “Walk in...” series. Say, “Over the next five weeks we will learn how to walk in wisdom, truth, love, and faith of Jesus’ saving grace.”
2. Ask, “What does it mean to be wise (having good judgment and knowing when a decision or activity isn’t beneficial)? The game we just played showed us that having wisdom requires making right decisions.” Read *1 Corinthians 10:23-24*. Emphasize to the class that true wisdom involves considering how our actions affect others. Say, “A truly wise person will not intentionally harm or take advantage of someone – that’s the world’s definition of wisdom.” Read *1 Corinthians 3:18-20*. Ask the children to identify what God thinks about worldly, selfish wisdom (it’s foolish).
3. Comment, “Let’s see what God says we should do to gain and walk in wisdom.” Write the word “Wisdom” on the board and list qualities as they are discussed with each scripture. Read *James 1:5* and *Proverbs 11:2*. Ask for a volunteer to state the actions from each verse that will give wisdom (asking for it and being humble) and write the correct responses on the board. Emphasize that humility is the opposite of selfishness. Say, “Asking God for wisdom isn’t necessarily hard, but living a humble life that reflects the wisdom we asked for requires complete reliance on God to help us with our words and actions.” Read *Psalms 111:10* and *Proverbs 2:6*. Have the class identify the additional qualities that help us walk in wisdom (fearing the Lord, obeying his word, and knowing his word) and write the qualities on the board.
4. When the list is complete, ask the students to vote for the quality they feel is the most challenging. Encourage them and say, “No one can perfectly walk in wisdom, but because Jesus perfectly walked in wisdom, we can trust that obeying God will increase our wisdom.”

Memory Verse Activity: (10 minutes)

Remind the class that a way to be wise is to know God's word. Say, "We are going to practice saying *James 1:5* so we can memorize the verse and remember to ask God for wisdom." Have each child choose a partner and read the verse out loud together. Then the children will repeat the phrases of the verse after one another, slowly adding more words to each phrase until the entire verse is complete. Encourage the class to continue working on memorizing the verse and consider bringing small prizes for the children who can say it from memory next week.

Conclusion (5 minutes)

RECAP: We can't be selfish or self-seeking if we want to walk in wisdom. We must consider the results of our decisions and the impact they have on our own lives, the lives of others, and our belief in Jesus Christ.

CLOSING PRAYER: "God, help us choose wisdom over sin. We want to show others that we are different because we know you. Amen."

“Good Idea” Cards

Study to make a good grade on a test.	Be kind to someone who is mean to you.	Ask a friend if you can borrow their new video game.
Be a friend to the new kid at school.	Ask your mom or dad for the money to see a movie.	Be respectful to your teacher even though you're upset.
Complete your homework before going outside to play with your friends.	Clean up your room the first time you are asked.	Volunteer to help with a fundraiser that will help a needy family.
Pray with a friend who is sad.	Give away some of your clothes and toys to a good cause.	Invite a friend to church so they can learn more about God.

“Bad Idea” Cards

Cheat to make a good grade on a test.	Get revenge on someone who is mean to you.	Take your friend's video game when they aren't looking.
Make fun of the new kid at school.	Take money from your mom or dad's wallet without asking.	Yell at your teacher because you're upset.
Play outside too long and leave your homework incomplete.	Wait to clean your room until your mom or dad threatens to ground you for not listening.	Not helping with a fundraiser for a needy family because you'd rather do something fun.
Ignore your friend when they are sad because you don't want to hear their problems.	Keep all your possessions to yourself even though you don't need them all.	Don't tell your friends you go to church.

“Walk in Truth”

The Walk: Lesson 2 of 4



Truth is not defined by personal preference or conviction: it is defined by the holy word of God. This lesson, “Walk in Truth,” part two of the “Walk” series, will teach children that ultimate truth comes from God. Rather, it is created by our righteous, omniscient God. We can trust that aligning our lives to the incredible truth of the Bible will increase our faith and help us identify cultural and sinful lies.

TARGET AGES: 10-14

OBJECTIVE: To gain assurance from God’s word that we can live according to truth and defend ourselves from sinful lies.

MAIN IDEA: The Bible helps us recognize the truth from lies. When we accept what God says about Jesus (that he is the only way to God) and about us (that we are loved, forgiven, and worthy of his affection) then we will be able to walk in truth instead of doubt or shame.

SCRIPTURE PASSAGES: *James 1:5 (review), John 14:6, John 8:31-32, Psalm 28:7, Deuteronomy 31:8*

MATERIAL(S): paper, writing utensils

Introduction (10 minutes)

OPENING PRAYER: “God, we want to live according to your truth. Help us take to heart what you have to say about believing and acting on your word. Amen.”

ICEBREAKER: “Choose the Truth” exercise

Say, “Sometimes it’s hard to distinguish the truth from a lie. For example, I’m going to tell you three things about myself, but only one of them is true. See if you can choose the right one!” Proceed with your examples and have the children vote on which example they think is the truth. After revealing the correct example, ask for additional volunteers to participate. Ask, “How did it feel to choose the wrong example (silly, ashamed, outsmarted, etc.)? How did we know the truth (each person identified the truth)?” Tell the children that God tells us what is true through his word, so knowing what the Bible says helps us recognize truth from lies.

Lesson (20 minutes)

PREVIOUS LESSON REVIEW: Remind the children of last week’s lesson on wisdom. Ask, “What does it mean to be wise (to have good judgment and know when a decision or activity isn’t beneficial)? Knowing the truth will help us make wise decisions.” Read *James 1:5* and ask if anyone would like to say the verse from memory. Reiterate that wisdom and truth work together to make us more mature as believers.

1. State the definition for “truth:” that which is factual for all people, at all places, at all times. Say, “The most important truth of the Bible is found in *John 14:6*.” Read the scripture and emphasize that any religion, idea, or person who says we don’t need Jesus to have a relationship with God is wrong. Further acknowledge that we can have assurance in Jesus’ sacrifice when we become believers. Then outline how to receive salvation and allow time for the children to ask any questions they may have about believing in Jesus. Comment, “Wholeheartedly believing that Jesus is the only way to God and the only way to heaven is the first step in recognizing sinful lies.”
2. Next, read *John 8:31-32*. Ask, “What must we do if we want to know truth (be obedient to God/hold to his teachings)? What is the result of knowing truth (it will set us free)?” Explain that knowing the truth frees us because we won’t be tricked by sinful lies that push us away from God. Say, “Obedience is the key – we must actively be doing what God’s word says in order to walk in truth.”
3. Go on to discuss additional biblical truths by reading *Psalms 28:7* and *Deuteronomy 31:8*. Ask, “What does God promise us in these verses (that he will protect, help, and never leave us)?” Clarify that doubting God’s presence is one way Satan likes to try to discourage believers. Also, tell the class that dwelling on past mistakes or failures instead of accepting God’s forgiveness

and guidance will keep us from walking in truth. Say, “When we know God’s word and boldly live according to its truth, Satan’s lies don’t stand a chance!”

Game: “Bible: True or False” (10 minutes)

Tell the children they are going to play a simple game that shows the importance of knowing what the Bible says. Pass out the paper and the writing utensils and ask them to write the numbers one through ten. Then have them write “true” or “false” as you say each statement:

1. Martha was Jesus’ mother. (F)
2. Moses built the ark. (F)
3. David was a biblical king. (T)
4. Jacob killed Goliath. (F)
5. Jonah was swallowed by a whale. (T)
6. Cain killed his brother Abel. (T)
7. Paul was a missionary. (T)
8. Jacob had no children. (F)
9. Jesus died on the cross. (T)
10. John betrayed Jesus. (F)

After the game, go over the answers with the class. Ask, “Was it easy to pick out the false statements? If not, what can we do to improve recognizing the truth (read the Bible more often)?” Challenge the children to read the Bible every day so they can increase their knowledge of truth.

Conclusion (5 minutes)

RECAP: God’s word is our source of truth. When we read our Bibles and obey God then we will be ready to walk in truth.

CLOSING PRAYER: “Lord, you are the only reliable source of truth. Thank you for your love and guidance. Amen.”

“Walk in Love”

The Walk: Lesson 3 of 4



When we look anywhere other than God’s word to define love, an extremely sinful and skewed view is the result. In this lesson, part three of the “Walk Series,” children will learn that loving God and others must influence our actions as believers. Also, it will be understood that “Walking in Love” requires sharing the gospel of Jesus Christ with others, and helping those who stray from what is right to see the truth. The children will learn that God remembers our actions of love and will reward us for obedience.

TARGET AGES: 10-14

OBJECTIVE: To learn that walking in love requires loving God first, loving others second, and loving ourselves last.

MAIN IDEA: We can’t truly love others if we don’t first love God with all of our being, and we must act on our love in obedience to his word.

SCRIPTURE PASSAGES: *1 John 3:10, Luke 10:27, James 5:19-20, Hebrews 6:10*

MATERIAL(S): whiteboard, card stock paper, fine-tip markers, scissors, glue sticks, walk in love craft (see attachment folder)

Introduction (5 minutes)

OPENING PRAYER: “Lord, teach us what it means to ‘walk in love,’ and give us the desire and strength to act on our love for you and others. Amen.”

PREVIOUS LESSON REVIEW: Remind the children of last week’s lesson on truth by asking, “What is truth (that which is factual for all people, at all places, at all times)? Who is the only reliable source of truth (God)?” Emphasize that the world’s sinful ideas about truth contradict the Bible, so it’s important that we pray and read our Bibles every day. Also, work on *James 1:5* as a class to continue the verse’s memorization.

Lesson (20 minutes)

ICE BREAKER: “Types of Love”

Write the following headings on the whiteboard: Godly, Neighborly, and Family. Come up with at least four descriptions of each type of love by writing/typing them on large heart cutouts (suggestions included below).

Godly love: perfect, just, eternal, undeserved

Neighborly love: humble, helpful, sacrificial, intentional

Family love: protective, dedicated, sacrificial, affectionate

Divide the paper hearts among the children and ask them to first choose the four characteristics that only pertain to God and tape them under the heading. Say, “Now we will tape the additional hearts where they are most appropriate. Keep in mind that the same characteristic could go in more than one place.” Help the children as needed and then discuss/alter the heart placements before moving on to the lesson. Emphasize that each of these characteristics require action to truly show love.

1. Say, “We just identified different types of love and their characteristics. Let’s read *1 John 3:10* to see what it says about love.” Read the verse and help the children identify that it addresses neighborly love. Ask them to come up with ways to “...love their brother(s) and sister(s).” Suggestions may include letting a friend go first on a game, helping a friend even though it is inconvenient, or giving up something to provide for a friend. Comment, “Many of the ways we show neighborly love are also ways we show love to our families. The important thing to remember is the Bible tells us that people who are willing to love others are true children of God.” Add that “walking in love” means we will seek and be aware of opportunities to love others.
2. Next, read *Luke 10:27*. Ask, “Who are we supposed to love first, or more than anything else (God)? How are we supposed to love him (with all our heart, soul, strength, and mind)? Who do we love next (others)?” Acknowledge that this verse doesn’t address loving ourselves, so

“walking in love” requires denying selfishness. Further discuss how we are always required to show we love God first by clinging to what is good and hating what is evil. Say, “The world tries to tell us that we must accept others’ sin if we want to be loving. However, the Bible tells us if we love someone then we will find an appropriate way to help them out of their sin.”

Read *James 5:19-20*. Give an example from your own life when someone’s loving rebuke protected you from danger and drew you closer to God. Also discuss how loving others means we’ll share the saving message of Jesus Christ and walk the children through the process of leading someone to salvation.

3. Lastly, emphasize that God sees, remembers, and rewards us when we “walk in love.”

Read *Hebrews 6:10*. Ask, “How do we show God we love him (by helping others)?” Add that we should never pretend to love others simply to be noticed or to gain rewards. Comment, “God knows our motives when we act in love toward others, so we need to make sure our goal is to please him and not to get attention or praise from others.”

“Walk in Love” Craft: (15 minutes)

See attachment folder.


Print both sheets of the “Walk in Love” attachment on card stock paper for each child. Using fine-tip markers, ask the class to come up with ways to show love to others and write one action on each miniature heart. Then the children will cut, glue, and color the hearts (if time allows) to remind them of ways to love others. Say, “Practice these actions to ‘walk in love’ this week!”













Conclusion (5 minutes)

RECAP: “Walking in love” requires selfless and sacrificial love that is freely given to God and others. We show God we love him by loving others, and he will reward us for our obedience.

CLOSING PRAYER: “God, continue reminding us to walk in wisdom, truth, and love. We know you remember our obedience, and we give you all the praise for the good things you are doing in our lives. Amen.”

WALK IN LOVE





“Walk in Faith”

The Walk: Lesson 4 of 4



Believers are told to “Live by faith, not by sight,” in 2 Corinthians 5:7. But what does that look like in our lives? What is faith, and what evidence should be present as followers of Christ? This fourth and last part of the “Walk Series” will help children grasp the concept of faith by looking at the world around them, and will provide appropriate methods they can use to continually grow in their faith.

TARGET AGES: 10-14

OBJECTIVE: To learn how evidence of faith should be present in a believer’s life.

MAIN IDEA: Walking in faith means relying and trusting in God when we don’t understand our circumstances. Others should be able tell we are believers because of our faithful actions.

SCRIPTURE PASSAGES: *Hebrews 11:1, Matthew 17:20, Hebrews 11:7, Genesis 9:9-11, 2 Corinthians 5:7*

MATERIAL(S): mustard seeds, very small glass bottles with corks, hot glue, colorful twine or yarn, small wooden plaques, paint pens, glitter pens, markers

Introduction (10 minutes)

OPENING PRAYER: “God, give us faith to follow you no matter what. Amen.”

ICE BREAKER: Prepare by placing one mustard seed in a small bottle for each child. Use a little bit of hot glue to permanently affix the cork stoppers.

Say, “Today we are talking about faith. Let’s read the biblical definition of faith found in *Hebrews 11:1*.” After reading the verse, ask the following discussion questions:

1. What is something we know exists but can’t see (air, wind, gravity, etc.)?
2. How do we know it exists (because we see the evidence of its presence.)?
3. What evidence of faith is in our lives? Can others even tell we are believers?

Tell the children that Jesus said nothing would be impossible if we have faith even as small as a mustard seed (*Matthew 17:20*). Give a mustard seed to each child. Say, “These small mustard seeds become trees after extended times of growth. Therefore, if we want to grow in faith, we must keep moving forward in our relationships to Christ.” Tie the twine or yarn around the necks of the bottles and allow the children to keep the mustard seeds as reminders of the power of faith.

Lesson (15 minutes)

1. Explain that there are many people who showed incredible faith in the bible, such as Abraham, Moses, David, Jesus, and Paul. Comment, “Today we are going to focus on Noah and the evidence and effects of his faith.” Read *Hebrews 11:7* and *Genesis 9:9-11*. Ask, “What was it that Noah couldn’t see (the eventual flood)? What made him act in obedience (holy fear) and what was the result (he saved his family, became an heir of righteousness, and God promised to never flood the earth again)?” Talk about the enormous task of building the ark: it was 450 feet long (90 feet longer than a football field), 75 feet wide (almost as wide as an eight-story building is tall), and 45 feet high (as tall as two flag poles)! Say, “It would have been easy for Noah to be overwhelmed with what God asked him to do. However, his holy fear and trust in God equipped Noah to act on his faith, and the entire earth has benefitted because of his obedience.”
2. Lastly, read *2 Corinthians 5:7*. Tell the children about a time in your life when you “lived by faith, not by sight” and emphasize the assurance you received when God finally revealed his plan. Say, “Living by faith means trusting God’s promises and that he has a good plan even when things don’t seem to be going right. Our faith, even if it is as small as a mustard seed, will grow when we continually choose to obey God.” Further discuss actions that increase our faith such as prayer, reading the bible, serving others, and leading others to Christ. Add that it is impossible to walk in faith if you’ve never trusted in Jesus Christ, and then outline how to become a believer. Allow time for questions concerning how to become a Christian.

“Live by Faith” Craft: (15 minutes)

Pass out the wooden plaques and disperse the paint pens, glitter pens, and markers. Say, “We are going to make a craft that reminds us to live by faith.” Ask the children to write, “Live by Faith, 2 Corinthians 5:7” on the plaques and decorate accordingly. Upon completion, encourage the children to display their plaques somewhere in their home to be reminded of the day’s lesson.

Conclusion (5 minutes)

RECAP: Walking in faith requires daily obedience, trust, and prayer. When we live our faith, others will be able to see that we believe in Jesus.

CLOSING PRAYER: “Lord, we believe in you through faith. We trust your plan and ask you to help us walk in faith and lead others to Christ. Amen.”

I Am A Christian

My name is

Here is a picture of me
(glue or draw a picture here)

I Became a Christian

I prayed and invited Jesus into my life

on

(write date here)

These people were with me:



How I Became a Christian



Admit

I **admitted** that I am a sinner (that I followed my way instead of God's way).

Read Romans 3:23.



Believe

I **believed** that Jesus died for me so that he could save me from my sins.

Read Romans 5:8.



Confess

I **confessed** (said) that Jesus is my master and I will follow him.

Read Romans 10:9.

I Was Baptized

I was baptized on


(write date here)

at

(place)

by

(name of pastor)



What Does My Baptism Show?

Baptism shows that Jesus _____



on the cross, was buried, and came back to

_____.



Baptism shows that I _____ to sin



(turned away from my sin) and started a new

_____ following Jesus.



Code:



D

E

F

I

L

My Church - The Building


The name of my church is

Here is a picture of
the church building

(glue or draw a picture here)

My Church - The People

My church is made of people. Here are the names of some of the people at my church.









My Church Helps Me Grow Like Jesus Grew

Read Luke 2:52.



Jesus **learned** new things.

I can _____.



Jesus **grew** bigger and stronger.

I can _____.



Jesus pleased **God**.

I can _____.



Jesus was nice to other **people**.

I can _____.



At My Church We Study the Bible

The Bible is God's message to us.
Here are some ways we learn about the Bible.

→ + * ★
the Bible




↑ + ↑ ← → ○ ● +
a Bible verse



✿ ○ ↑ ↓ + ↓
to a Bible story



↑ ↓ ⇐ ★ ⇒
the Bible together



Code:

*	★	+	○	✿	↑	↓	←	→	↑	↓	⇐	⇒	●
A	D	E	I	L	M	N	O	R	S	T	U	Y	Z

At My Church We Pray

Prayer is talking with God.
I will write here some things I can pray about.



Thank God for things.
Example: Thank you that I have good food to eat.

Ask God to help me.
Example: Help me do a good job at school.

Ask God to help other people.
Example: Help my grandma who is sick.

Listen for God to tell me things.
Example: I should be nice to my little brother.

At My Church We Worship

Worship is thinking about God and praising God.
Here are some ways we worship at church.

We **sing** songs.



My favorite song about Jesus is

We **pray** together.



We **give** money for God's work.



The pastor **preaches** from the Bible.

My pastor's name is



My Church - Baptism and the Lord's Supper

Baptism and the Lord's Supper (also called Communion) are two ordinances (special worship activities) at church.


Draw a line from each question to the correct answer.

Who is baptized?

A new Christian is baptized.



What does baptism show?



All Christians eat and drink the Lord's Supper.



Who eats and drinks the Lord's Supper?


Baptism shows that the person is following Jesus.



What does the Lord's Supper show?



The Lord's Supper shows how Jesus died on the cross. The bread stands for his body, and the juice stands for his blood.



My Church - Fellowship and Ministry

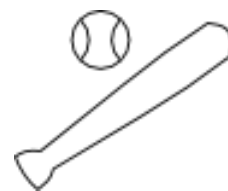


Draw a square around each picture that shows how church people can have fun together.

Draw a circle around each picture that shows how church people can help other people.



giving food to people



playing a game



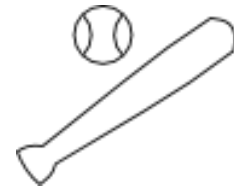
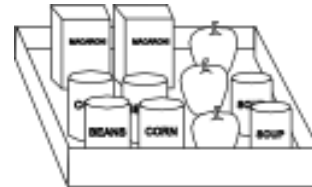


eating together



raking leaves

Picture Review

Find each picture in the book and talk about what it means.



Word Review


Find each word in the puzzle and think about why it is important.

BAPTISM
BIBLE
CHRISTIAN
CHURCH
FELLOWSHIP

GROWING
JESUS
GOD
LEARNING
LORD'S SUPPER
MINISTRY

PEOPLE
PRAYER
PREACHING
SINGING
WORSHIP


M	I	N	I	S	T	R	Y	D	H	G	N	G	F
F	U	O	R	E	Y	Q	Q	P	E	O	P	L	E
R	H	Z	A	J	E	S	U	S	R	D	I	W	L
I	C	H	R	I	S	T	I	A	N	U	H	I	L
P	R	E	A	C	H	I	N	G	T	D	S	P	O
R	U	C	N	S	O	M	N	C	I	E	R	V	W
A	H	G	R	O	W	I	N	G	L	E	O	M	S
Y	C	C	L	B	N	B	L	B	U	E	W	L	H
E	W	A	S	R	T	K	I	N	M	K	S	F	I
R	J	O	A	P	G	B	A	P	T	I	S	M	P
T	J	E	X	G	N	I	G	N	I	S	Z	A	H
Y	L	O	R	D	S	S	U	P	P	E	R	V	X



HOW
. Do I.
Follow
JESUS

As
MY
KING?







I am weak.....
I am afraid..
I am prone to anger..
I am selfish.....



I am lost.....
I make mistakes..
I have strong enemies..
I am alone.....

Who is my king?

the world?

myself?

my friends?



what
makes
Jesus
the
best
king?

His
POWER
to
overcome
my
sin

His
WISDOM
to
guide
me

His
VICTORY
over
satan